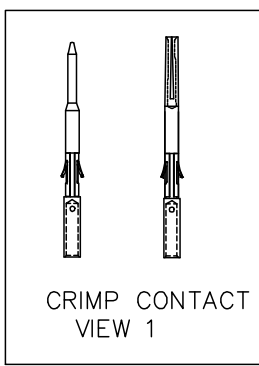
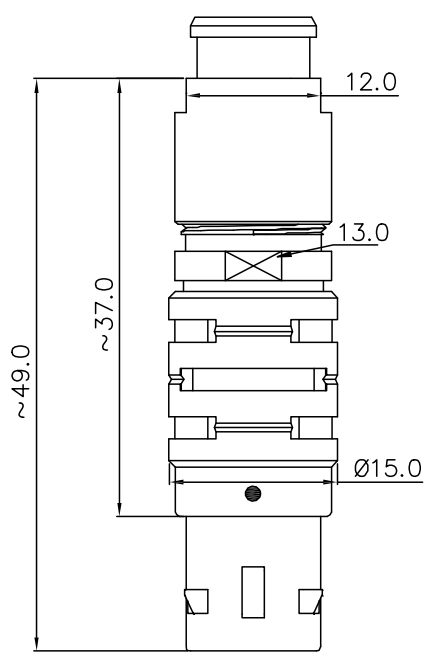
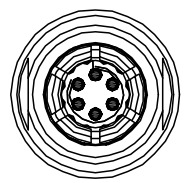


1	2	3	4	5	6	7	8				
THIS DRAWING AND THE DATA DISCLOSED HEREIN OR HEREWITH IS NOT TO BE REPRODUCED USED OR DISCLOSED IN WHOLE OR IN PART TO ANYONE WITHOUT THE PERMISSION OF JESS-LINK PRODUCTS CO.,LTD.(JPC)				CUSTOMER DRAWING DRWC-XXXXXX		REV.	ECN NO.	DESCRIPTION	MDF'D	APP'D	DATE
						01		INITIAL DESIGN	Philip	Richard	07/11/2023
						02					
						03					



NOTE:

- 1. MATERIAL AND FINISH
  - 1.1. SHELL ASSEMBLY: COPPER ALLOY, OUTER SHELL AND COLLET NUT Cr PLATING, OTHER METALLIC COMPONENTS Ni PLATING
  - 1.2. INSULATOR: PEEK
  - 1.3. CONTACT: COPPER ALLOY, GOLD PLATING
- 2. RoHS COMPLIANCE
- 3. CRIMP CONTACT DETAILS SHOWN IN VIEW 1
- 4. PART NO.:

R - F 2 B S \* \* 0 \* D 1 \* \* \*

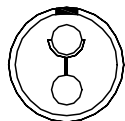
CONTACT POS.		CABLE OD	
02-32=2pin-32pin		21=OD: 1.4mm-2.2mm	
		31=OD: 2.2mm-3.2mm	
		42=OD: 3.2mm-4.2mm	
		52=OD: 4.2mm-5.2mm	
		62=OD: 5.2mm-6.2mm	
		72=OD: 6.2mm-7.2mm	
		82=OD: 7.2mm-8.2mm	
		92=OD: 8.2mm-9.2mm	
		99=OD: 9.2mm-9.9mm	
SHELL MATERIAL		CODE	
0=Brass		KEY ANGLES	
		0 0	
		A 30°	
		B 60°	
		.. ..	
CODE CONTACT TYPE		COLLET NUT	
2	Male Solder Contact	1=Nut for fitting a bend relief	
4	Female Solder Contact		
3	C Crimp Male Contact		
3	M Crimp Female Contact		
1	Male Print Contact		
3	Female Print Contact		

RoHS COMPLIANT	Unit:mm(inch)	PROJECTION	ZCables.com	
	GENERAL TOLERANCES: (UNLESS SPECIFIED)	D.R. 07/11/2023		
	0 =±1 (0.039)	Philip	TITLE	PD./FILE NO.
	0.0 =±.5 (0.02)	CH.K 07/11/2023	B Series , 2B Size , Straight Plug , 10 Pin , Brass , Male Solder Contact	
0.00 =±.3 (0.012)	Philip	SCALE	SIZE	PART NO.
0.000=±.15(0.006)	APV.D 07/11/2023	1:1	A4	PZACF2BXA12101
0° =± 2'	Richard			REV. 01
0.0° =± 1'				SHEET 1 OF 3

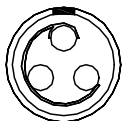
1	2	3	4	5	6	7	8				
THIS DRAWING AND THE DATA DISCLOSED HEREIN OR HEREWITH IS NOT TO BE REPRODUCED USED OR DISCLOSED IN WHOLE OR IN PART TO ANYONE WITHOUT THE PERMISSION OF JESS-LINK PRODUCTS CO.,LTD.(JPC)				CUSTOMER DRAWING DRWC-XXXXXX		REV.	ECN NO.	DESCRIPTION	MDF'D	APP'D	DATE
						01		INITIAL DESIGN	Philip	Richard	07/11/2023
						02					
						03					

view from termination side pin part

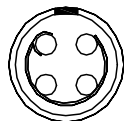
2 POS.



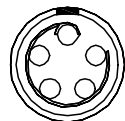
3 POS.



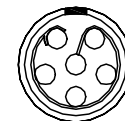
4 POS.



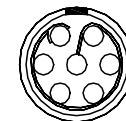
5 POS.



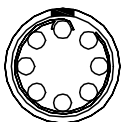
6 POS.



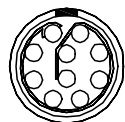
7 POS.



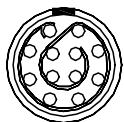
8 POS.



10 POS.



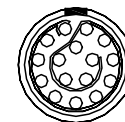
12 POS.



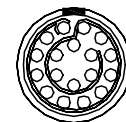
14 POS.



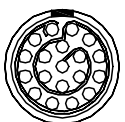
16 POS.



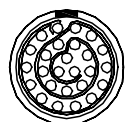
18 POS.



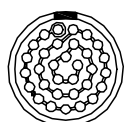
19 POS.



26 POS.



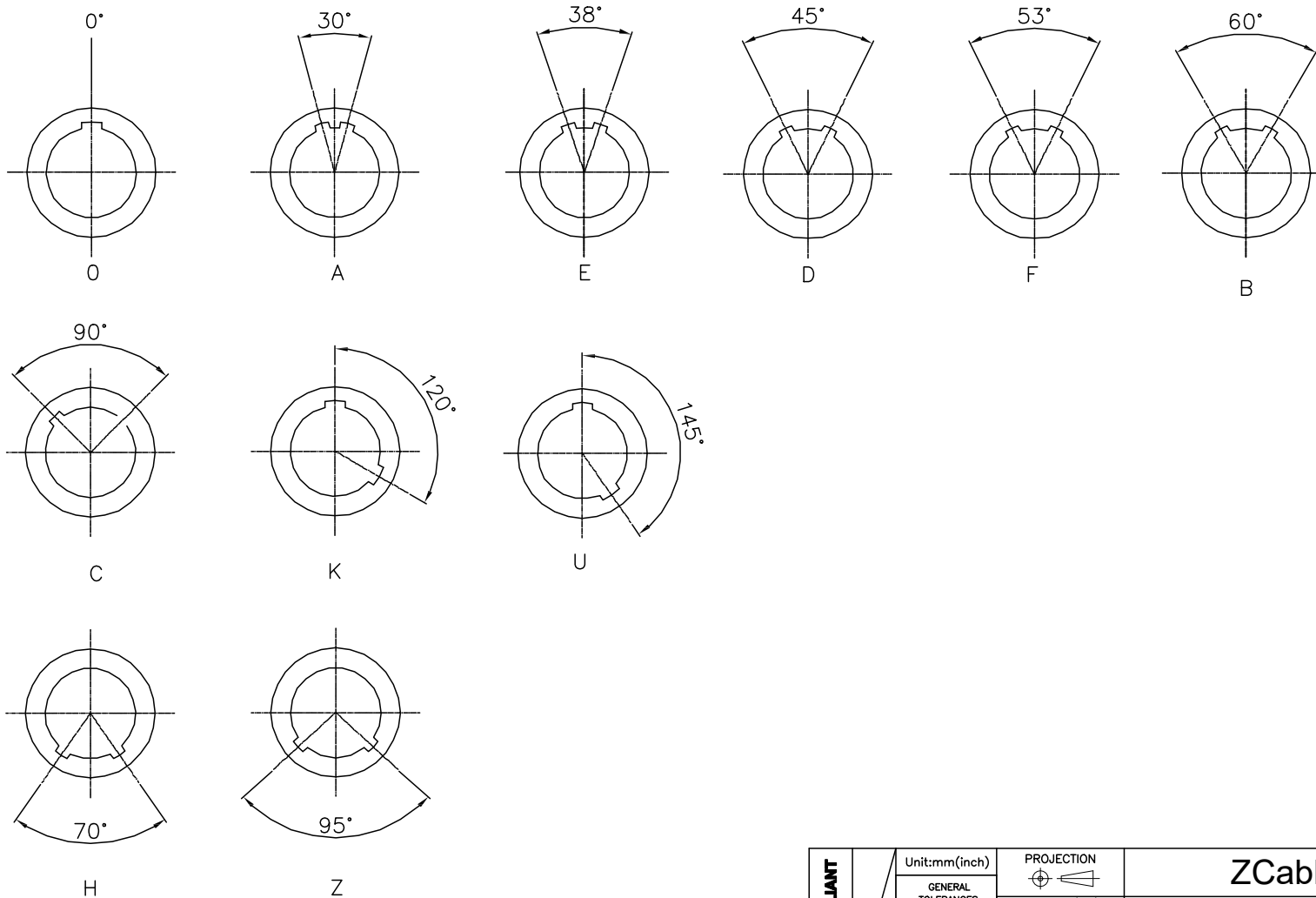
32 POS.



RoHS COMPLIANT	Unit:mm(inch)	PROJECTION 	ZCables.com		
	GENERAL TOLERANCES: (UNLESS SPECIFIED)				TITLE
	0 =±1 (0.039)	D.R. 07/11/2023	B Series , 2B Size , Straight Plug , 10 Pin , Brass , Male Solder Contact		
	0.0 =±.5 (0.02)	Philip			
0.00 =±.3 (0.012)	CH.K 07/11/2023	SCALE	SIZE	PART NO.	REV. 01
0.000=±.15(0.006)	Philip	1:1	A4	PZACF2BXA12101	SHEET 2 OF 3
0° =± 2°	APV.D 07/11/2023				
0.0° =± 1°	Richard				

1	2	3	4	5	6	7	8				
	THIS DRAWING AND THE DATA DISCLOSED HEREIN OR HEREWITH IS NOT TO BE REPRODUCED USED OR DISCLOSED IN WHOLE OR IN PART TO ANYONE WITHOUT THE PERMISSION OF JESS-LINK PRODUCTS CO.,LTD.(JPC)			CUSTOMER DRAWING DRWC-XXXXXX		REV.	ECN NO.	DESCRIPTION	MDF'D	APP'D	DATE
						01		INITIAL DESIGN	Philip	Richard	07/11/2023
						02					
						03					

KEY ANGLES (RECEPTACLE FRONT VIEW):



<b>RoHS COMPLIANT</b>	Unit:mm(inch)	PROJECTION 	<b>ZCables.com</b>	
	GENERAL TOLERANCES: (UNLESS SPECIFIED)	D.R. 07/11/2023 Philip	TITLE	PD./FILE NO.
	0 =±1 (0.039) 0.0 =±.5 (0.02) 0.00 =±.3 (0.012) 0.000=±.15(0.006)	CH.K 07/11/2023 Philip	B Series , 2B Size , Straight Plug , 10 Pin , Brass , Male Solder Contact	
	0° =± 2° 0.0° =± 1°	APV.D 07/11/2023 Richard	SCALE SIZE PART NO. 1:1 A4 PZACF2BXA12101	REV. 01 SHEET 3 OF 3