

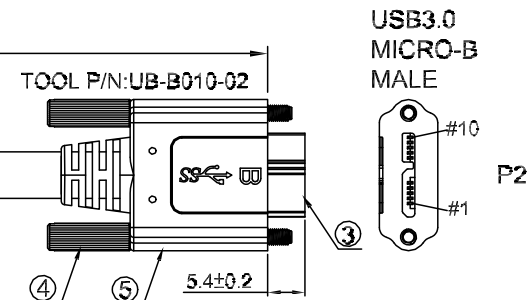
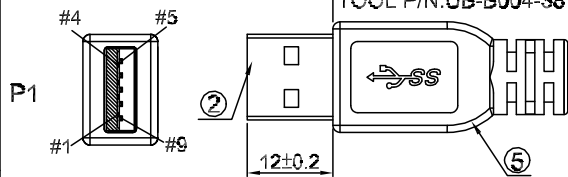
1			2		3		4		5		6		7		8		
			THIS DRAWING AND THE DATA DISCLOSED HEREIN OR HEREWITH IS NOT TO BE REPRODUCED USED OR DISCLOSED IN WHOLE OR IN PART TO ANYONE WITHOUT THE PERMISSION OF JESS—LINK PRODUCTS CO.,LTD.(JPC)					CUSTOMER DRAWING	DRWC—XXXXXX	REV.	ECN NO.	DESCRIPTION		MDF'D	APP'D	DATE	
										01		INITIAL DESIGN		Philip	Richard	07/12/2023	
										02							
										03							

THIS DRAWING AND THE DATA DISCLOSED HEREIN OR HEREWITH IS NOT TO BE REPRODUCED USED OR DISCLOSED IN WHOLE OR IN PART TO ANYONE WITHOUT THE PERMISSION OF JESS-LINK PRODUCTS CO.,LTD.(JPC)

# CUSTOMER DRAWING

DRWC-XXXXXX

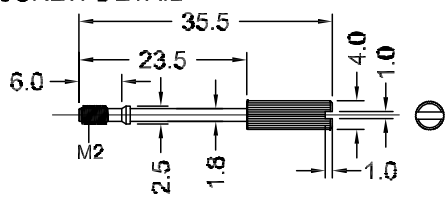
## USB 3.0 A MALE



## PIN ASSIGNMENT

USB 3.0 A MALE		USB3.0 MICRO-B MALE	
P1		P2	
1	RED	1	RED
2	WHITE	2	WHITE
3	GREEN	3	GREEN
4	BLACK	5	BLACK
5	BLUE	6	BLUE
6	YELLOW	7	YELLOW
7		8	
8	VIOLET	9	VIOLET
9	ORANGE	10	ORANGE
SHELL		SHELL	

## SCREW DETAIL



## NOTES:

- PIN ASSIGNMENT SEE TO WIRE LIST.
- ELECTRICAL TEST CONDITION:  
(a). 100% OPEN, SHORT & MISWIRE TEST,  
(b). INSULATOR RESISTANCE: 20 Mohm MIN.  
DC 300V 0.01~0.03sec.  
(c). CONTACT RESISTANCE: 3ohm MAX.

5		G0001	ALL CONNECTOR OVERMOLD BLACK PVC.
4	2	C0416	SCREW: M2 OD: 4.0*35.5MM, NICKEL PLATED.
3	1	A0674-1	USB3.0 MICRO-B, MALE, BLUE INSULATOR, SOLDER TYPE. 15U".
2	1	A0710	USB 3.0 A, MALE, BLUE INSULATOR, SOLDER TYPE. 15U".
1	1	E0394	(27AWG*1P+EAM)*2PCS+(27AWG*1P+A)+26AWG*2C+AB OD: 5.8MM, BLACK PVC JACKET, UL2725.
ITEM	QTY	PART NUMBER	DESCRIPTION

PART NO.	LENGTH
100102900123	3000±30
100102900124	5000±50
100102900194	1000±30
100102900195	2000±30
100102900196	4000±50

RoHS COMPLIANT	Unit:mm(inch)	PROJECTION	ZCables.com			
	GENERAL TOLERANCES: (UNLESS SPECIFIED)	D.R. 07/12/2023	Philip		PD./FILE NO.	
	0 =±1 (0.039)	CH.K 07/12/2023	Philip			
	0.0 =±.3 (0.012)	APV.D 07/12/2023	Richard		REV. 01	
			SCALE 1:1	SIZE A4	PART NO. PZBMLH050-0001	SHEET 1 OF 1