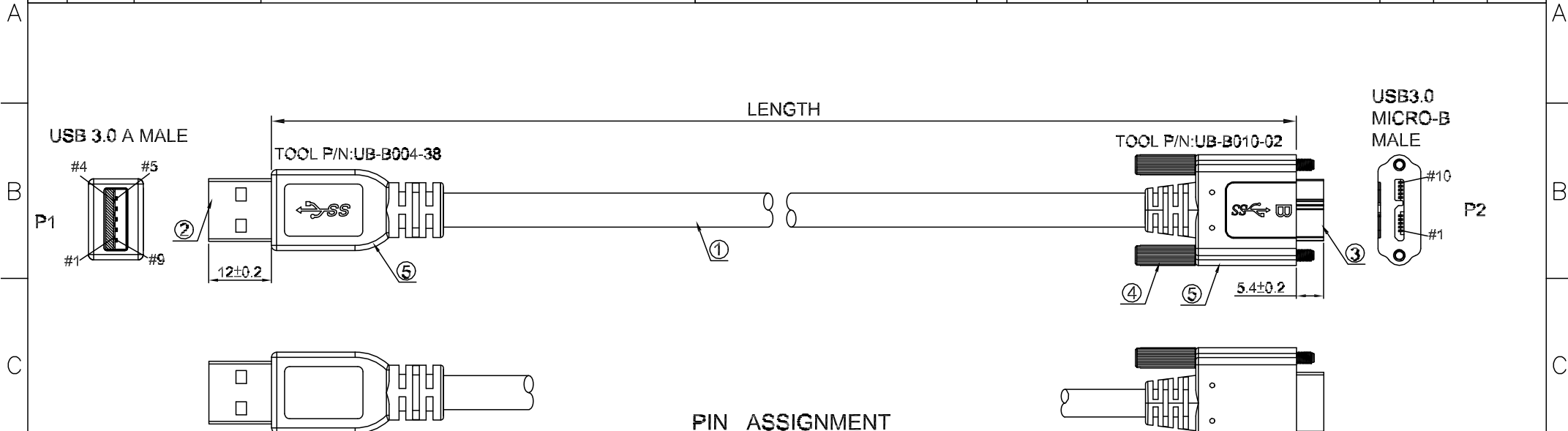
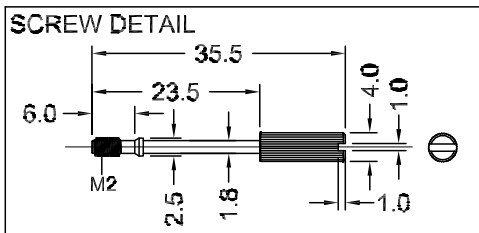
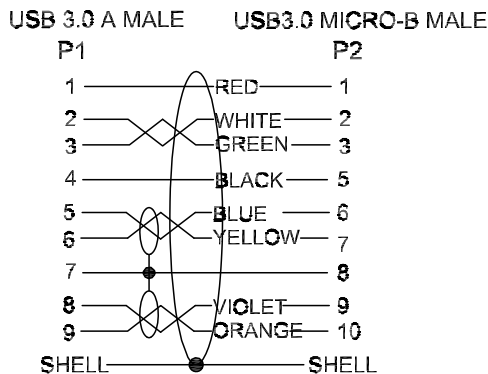


1	2	3	4	5	6	7	8				
THIS DRAWING AND THE DATA DISCLOSED HEREIN OR HEREWITH IS NOT TO BE REPRODUCED USED OR DISCLOSED IN WHOLE OR IN PART TO ANYONE WITHOUT THE PERMISSION OF JESS-LINK PRODUCTS CO.,LTD.(JPC)				CUSTOMER DRAWING DRWC-XXXXXX		REV.	ECN NO.	DESCRIPTION	MDF'D	APP'D	DATE
						01		INITIAL DESIGN	Philip	Richard	07/12/2023
						02					
						03					



**PIN ASSIGNMENT**



**NOTES:**

- PIN ASSIGNMENT SEE TO WIRE LIST.
- ELECTRICAL TEST CONDITION:
  - (a). 100% OPEN, SHORT & MISWIRE TEST,
  - (b). INSULATOR RESISTANCE: 20 Mohm MIN.
  - DC 300V 0.01~0.03sec.
  - (c). CONTACT RESISTANCE: 3ohm MAX.

5		G0001	ALL CONNECTOR OVERMOLD BLACK PVC.
4	2	C0416	SCREW:M2 OD:4.0*35.5MM,NICKEL PLATED.
3	1	A0674-1	USB3.0 MICRO-B,MALE,BLUE INSULATOR, SOLDER TYPE.15U".
2	1	A0710	USB 3.0 A ,MALE,BLUE INSULATOR,SOLDER TYPE.15U".
1	1	E0894	(27AWG*1P+EAM)*2PCS+(27AWG*1P+A)+26AWG*2C +AB OD:5.8MM,BLACK PVC JACKET,UL2725.
ITEM	QTY	PART NUMBER	DESCRIPTION

PART NO.	LENGTH
PZBMLH050-0001	5000±50

<b>RoHS COMPLIANT</b>	Unit:mm(inch)	PROJECTION	<b>ZCables.com</b>		
	GENERAL TOLERANCES: (UNLESS SPECIFIED)	D.R. 07/12/2023			
	0 =±1 (0.039)	Philip	TITLE	PD./FILE NO.	
	0.0 =±1.5 (0.062)	CH.K 07/12/2023	USB 3.0 A/M To USB 3.0 Micro B/M With Dual Screw Lock Camera Cable 5M		
0.000=±.15(0.006)	Philip	SCALE	SIZE	PART NO.	REV. 01
0° =± 2'	APV.D 07/12/2023	1:1	A4	PZBMLH050-0001	SHEET 1 OF 1
0.0° =± 1'	Richard				